

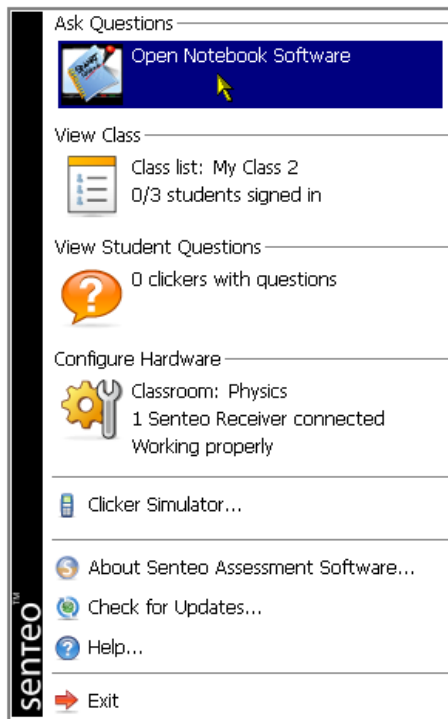
Creating Instant Questions

Use the Instant Question feature to introduce the Senteo interactive response system to your students. When you use Instant Questions, you are unable to type a question, and you can't assign a correct answer. You can ask questions verbally, by writing on a whiteboard or by typing the question and adding objects directly onto the Notebook page.


NOTE: Make sure that all students' clickers are connected before asking individual questions.

To ask individual questions using the Instant Question feature

1. Click the **Senteo** icon in the Windows notification area or Mac menu bar, and select **Ask Questions**.



A blank Notebook page appears.

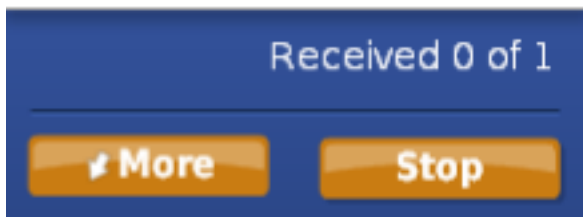
2. Click the option arrow to the right of the  button (Windows operating systems) or click and hold the button (Mac operating systems).

This option list appears.




3. Click an **Instant** question button.

A Notebook page appears showing the possible answers to the question and the following dialog box in the top-right corner. The question starts automatically, and appears on the clickers.



4. When all students have answered, click Stop.

A dialog box appears showing the class results.

5. To save the results, click **File > Save** (or **Save As**) or click .

To ask the same type of question again, click **Clear**.

To add another question without clearing the results of the previous question, don't click **Clear** and repeat steps 2 through 4.